

WARREN TECH'S BACK TO SCHOOL GUIDE



Q: How do I get my schedule?

A: Your schedule can be found on the Genesis Portal. If you are new to Warren Tech, Genesis is our student data management platform where you can view schedules, report cards, attendance information, and more. All new parent users should have received an automated email from the Genesis system to set up their accounts. If you have any questions or issues with setting up your account, please contact Mr. Cammarota at cammarotar@wctech.org

PARENT ACCESS

STUDENT ACCESS

New student users can set up their account by entering the information below:

username: School Email Address
lastname.firstname@wctech.org

default password: abc123
(you will need to change your password upon your initial login)

Q: I can't access the Genesis portal. What should I do?

A: You should have received an email from Genesis with login instructions, and instructions can be found at the end of this guide. If your login doesn't work, please contact Mr. Cammarota at cammarotar@wctech.org.

Q: How do I access my email?

A: Login instructions are included at the end of this guide. If you already have a password set, you may need to reset your password. If you cannot access your email, contact Mr. Cammarota at cammarotar@wctech.org.

Q: How do I get access to my Google Classrooms?

A: Teachers will begin inviting students to their classrooms by sending an invite to students at their school email at the beginning of school.

Q: There is a problem with my schedule. What should I do?

A: Schedule concerns should be brought to your guidance counselor's attention. Students in Grades 9 and 10 should contact Mr. Orchulli at orchullij@wctech.org and students in Grades 11 and 12 should contact Ms. Sarte at sartek@wctech.org.

Q: What time do Senior Option students come to school?

A: Senior Option students should arrive at least 10 minutes before their first scheduled class. Your schedule in Genesis lists the times for your classes. For example, if you have both Periods 1-2 for Senior Option, you would arrive in time to make it to Period 3 which starts at 9:43. Upon arrival at the Main Entrance and go to the cafeteria to sign in.

Q: How do I get a parking pass?

A: Student drivers must fill out the [Student Parking Form](#) found on wctech.org under Student Life and bring it to the main office to get an assigned parking space. Students can get a pass during the first few days of school. Until then, park in the back area of the lot near the Welding entrance.

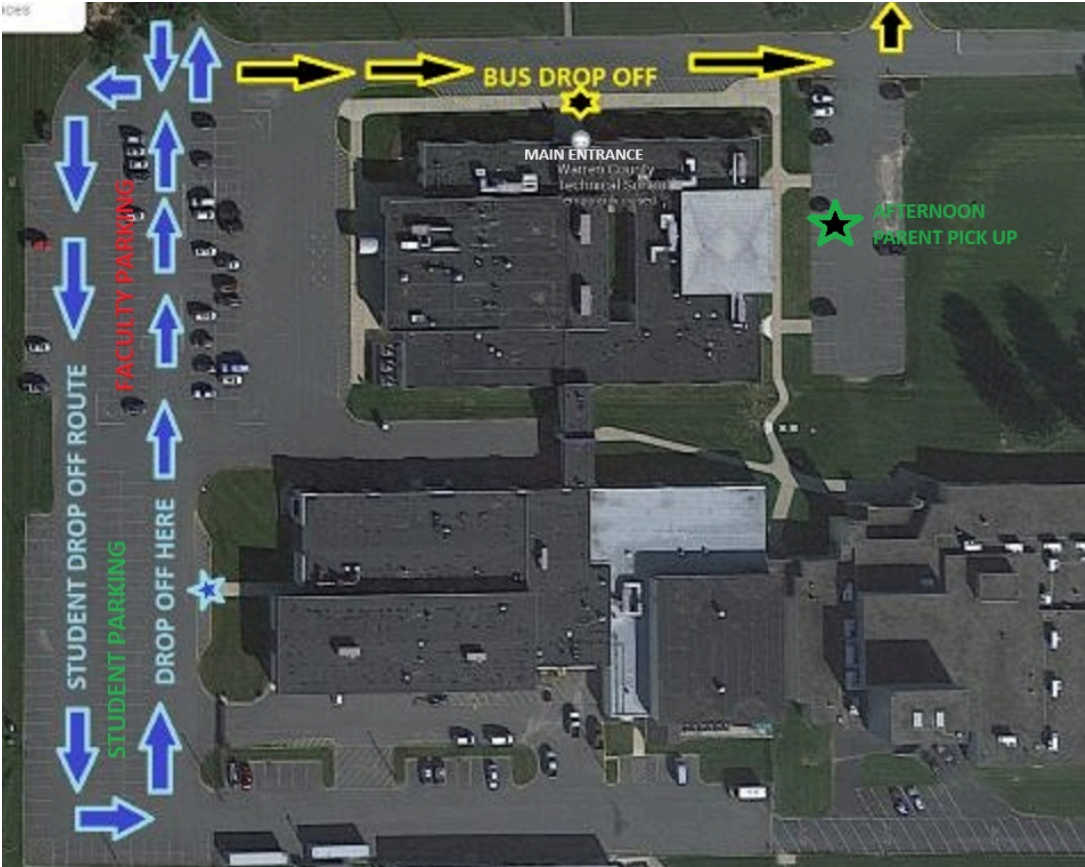
Q: What do I need to bring for lunch?

A: All students eat in the Cafeteria. Students may bring their own lunch or purchase a lunch through Maschios. Students may use cash or the [Payschools](#) system to pay for lunches.

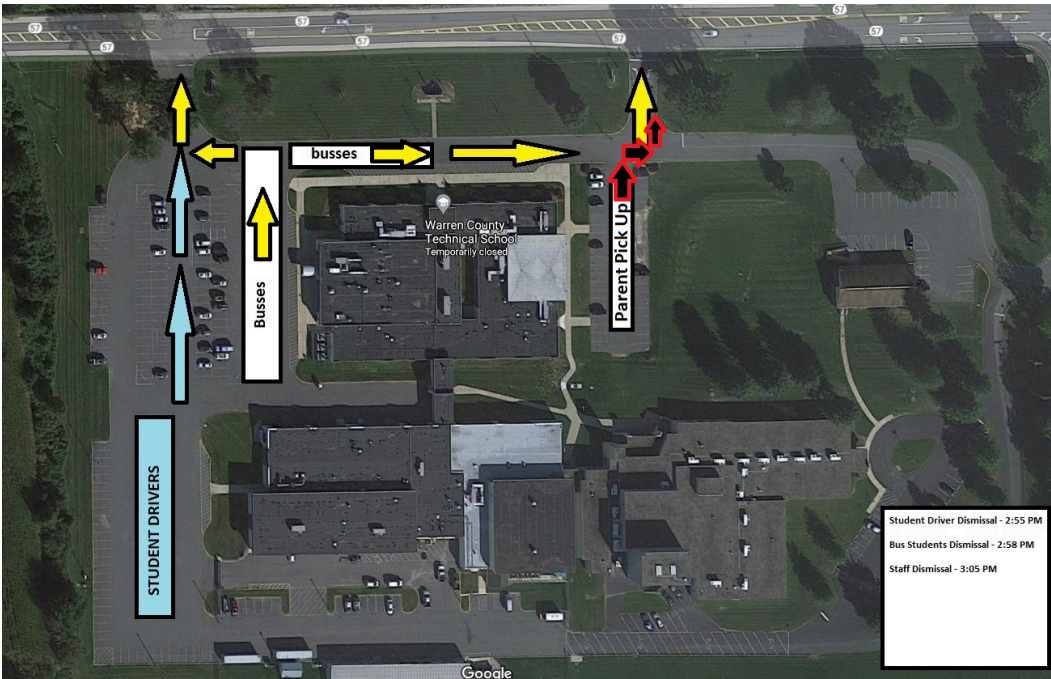
Q: Where is the morning drop-off and afternoon pick-up for students?

A: Parent drop-off in the morning is outside the Welding and Auto Shop entrance. Afternoon pick up is in the theater parking lot. Dismissal is at 2:55 pm for student drivers only. Bus riders and students getting picked up by parents are dismissed at 2:58 pm.

Morning Drop Off



Dismissal




Q: Who do I contact if I have a question about my bus stop?

A: Bus transportation is managed by your child's sending district school. Warren Tech does not control bus stop location, pick-up times, drop-off times, etc. Bus stop location and drop-off and pick-up times are available in the Genesis platform. If you have a question about your bus stop, please contact Mr.

Gara at garar@wctech.org

Q: How do I apply for Free or Reduced Lunch?

A: Free and reduced lunch applications can be found on our website under the lunch icon.



Parents/Guardians can also go directly to the website to fill out an application by clicking here. [Free and Reduced Lunch Application](#)

Q: How do I handle absences, late drops off or early pick-ups?

A: Call the Main Office at (908) 689-0122 and Press "1" or email office@wctech.org. Make sure you include the student's full name.

Q: Do I need any school supplies?

A: Teachers will notify students of any specific supplies that they may need for individual classes. Individual career shops have their own supply list that will be communicated by the career shop teacher. No school supplies are needed on the first day of classes, except for a pen or pencil.

Q: How do I get involved in sports and activities at Warren Tech?

A: Club Advisors will share sign up information with students. Participation information for sports can be found on the [Athletics](#) page of the website. For questions about Athletic participation, contact Mr. Bowers at bowerse@wctech.org

Q: What do I do if I need support?

A: Our guidance staff is available to assist students. Ask your teacher for permission to visit the Guidance Office or Wellness Room or contact the counselors via email.

Mr. Orchulli Grades 9&10 orchullij@wctech.org

Ms. Sarte Grades 11&12 sartek@wctech.org

Mr. Bowers Grades 9-12 bowerse@wctech.org

Q: Where can I find more information?

A: The student handbook is a great resource for any additional questions you have. The Student Handbook is available on the school website (www.wctech.org) under “Student Life” and linked here.

[Student Handbook 2025-2026](#)

TECHNOLOGY LOGIN INSTRUCTIONS

Student Email Access:

Go to gmail.com

username: lastname.firstname@wctech.org

password: bvcxz12345

Chromebook Login

username: lastname.firstname@wctech.org

Default password: bvcxz12345

(The password is your email password, so if you have already changed it from the default, use your new password)

Genesis - Student Data System

username:(School email address) lastname.firstname@wctech.org

default password: abc123



